



# **Installation and Use of eClass Parent App**

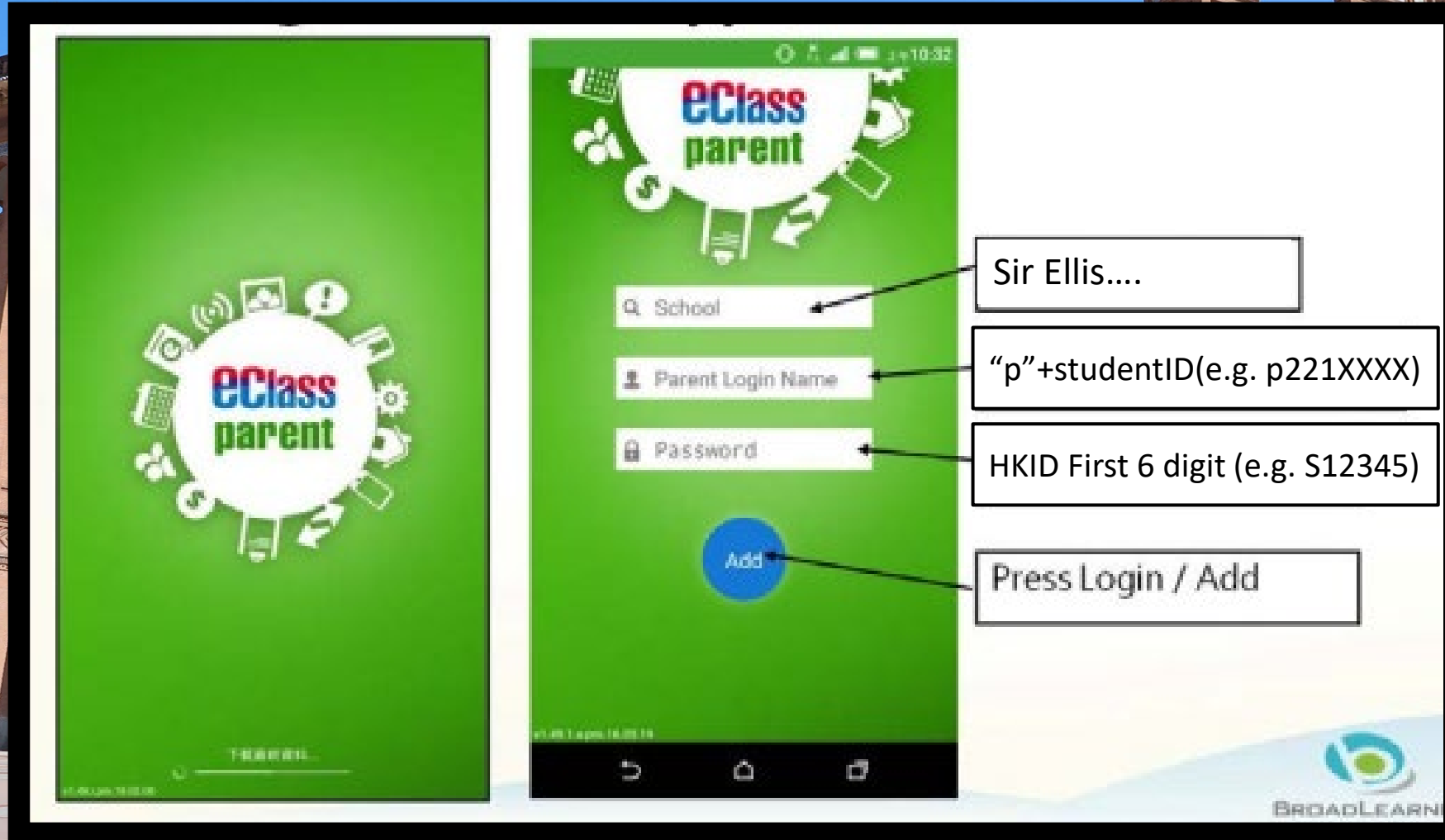
**Mr. LI Ka-fai**



# Download eClass Parent App



# Login to eClass Parent App





# Functions of eClass Parent App



**Push Notification (SMS)**



**eNotice**



**School News**



**eHomework**



**School Calendar**



**School Information**



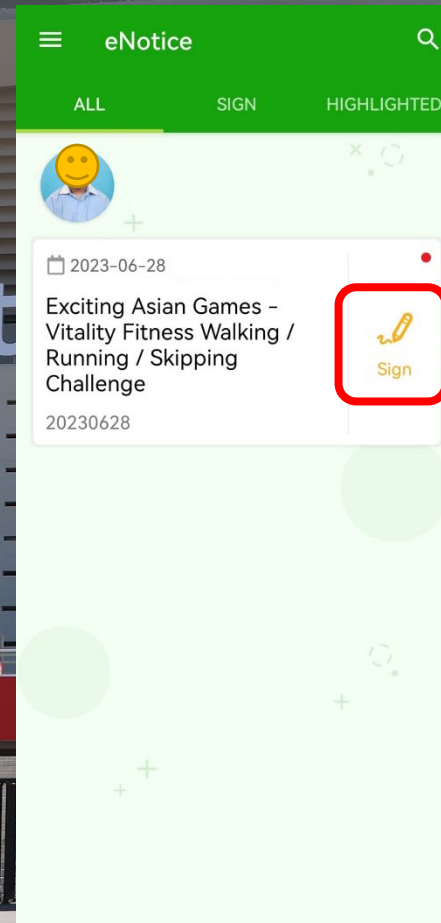
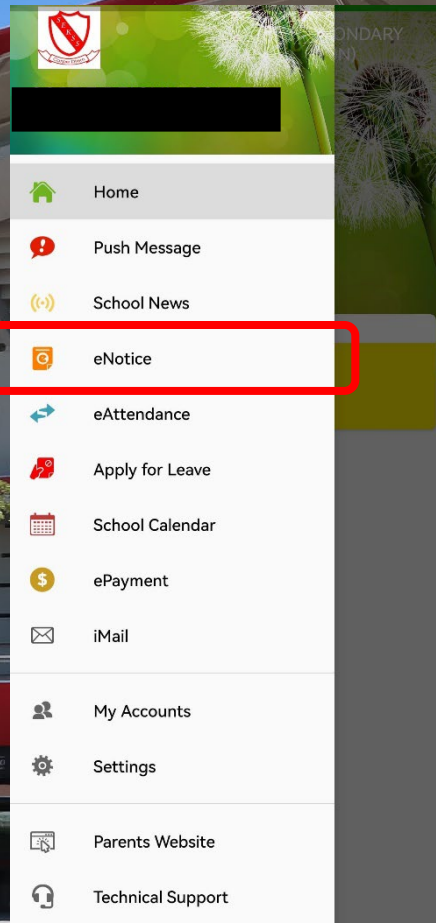
# Applying for Sick Leave

**The original document must be submitted to the school, even if it has already been uploaded.**

**This function is to be used exclusively for sick leave applications. For all other types of leave, prior approval must be obtained from the Principal through the Class Teacher, by submitting a formal letter of request.**



# Checking eNotice





# ePayment via AlipayHK

 eNotice 



20230628  2023-06-28

**Exciting Asian Games - Vitality  
Fitness Walking / Running / Skipping  
Challenge**

 20230628.pdf (407Kb)  
 3.pdf (1001Kb)




 付款詳情 (Payment details)

付款方式 (Payment method) 


訂單金額 (Amount) HK\$ 50.00


手續費 (Handling Fee) 免手續費


需付款 (Total) HK\$ 50.00

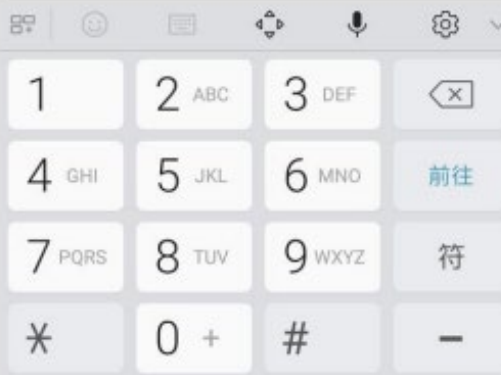


 AlipayHK提供安全支付保障  
請使用支付工具牌照 SVF0004

 安全校驗



 AlipayHK提供安全支付保障  
請使用支付工具牌照 SVF0004





# Installation of AlipayHK



Available on the  
App Store



GET IT ON  
Google Play

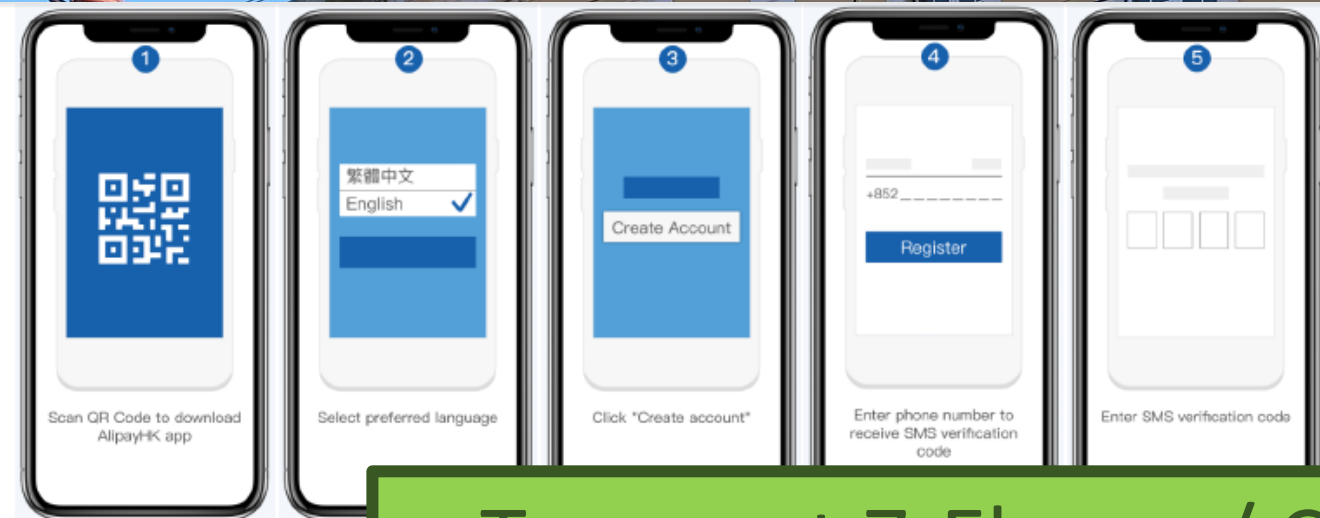


EXPLORE IT ON  
AppGallery





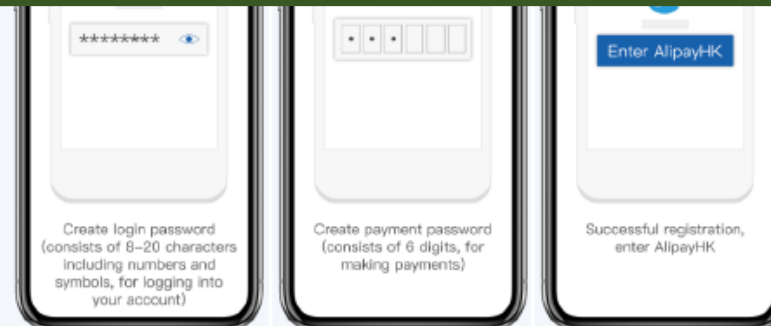
# Installation of AlipayHK



## New user registration

- 1 Scan QR Code to download AlipayHK app
- 2 Select preferred language
- 3 Click "Create account"
- 4 Enter phone number to receive SMS verification code
- 5 Enter SMS verification code
- 6 Create login password (consists of 8-20 characters including numbers and symbols, for logging into your account)
- 7 Create payment password (consists of 6 digits, for making payments)
- 8 Successful registration, enter AlipayHK

Top up at 7-Eleven / Circle K  
or with linked e-banking account





**THANK YOU**

